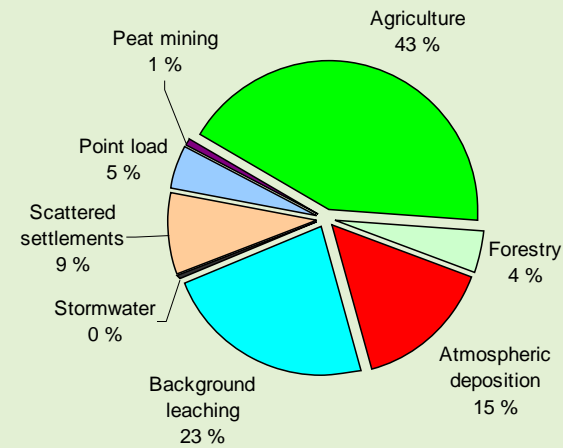


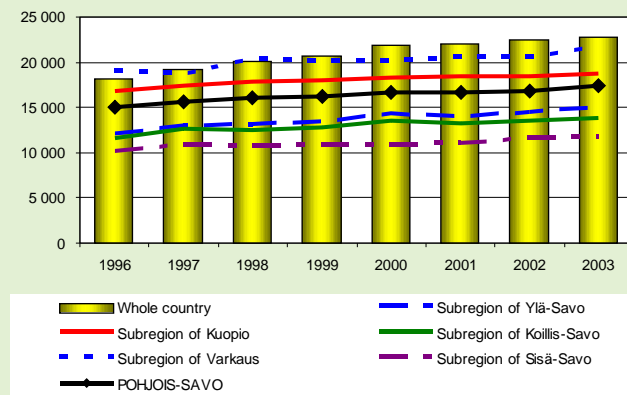
Pohjois-Savo



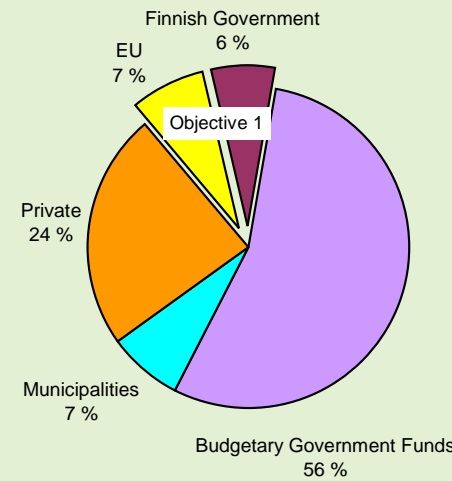
Phosphorus load in lakes and other bodies of water in Pohjois-Savo 2002



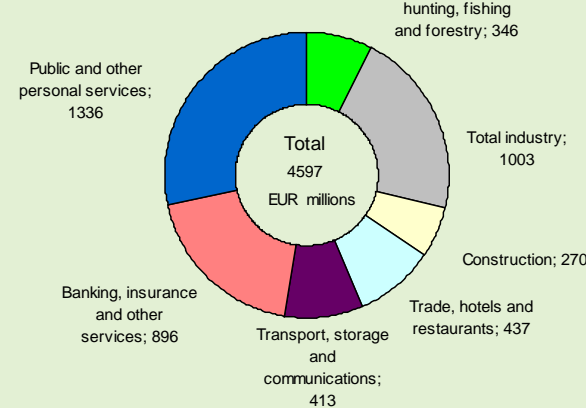
Gross value added (GVA) per capita by subregions 1996-2003



Total funding of the regional programme of Pohjois-Savo 2003-2006 (1564,98 EUR millions)



Gross value added (GVA) in Pohjois-Savo (EUR, millions) 2003



EU-funding for the Eastern Finland objective 1 programme (2000-2006) in Pohjois-Savo (EUR millions)

	EU + National Share of Public
PRIORITY 1 DEVELOPING BUSINESS AND IMPROVING ITS OPERATING ENVIRONMENT (ERDF)	182.892
Measure 1.1 Promoting business	116.181
Measure 1.2 Improving the operating environment for business	66.711
PRIORITY 2 STRENGTHENING EXPERTISE AND IMPROVING LABOUR CAPABILITIES (ESF)	143.904
Measure 2.1 Developing training systems and improving the quality and effectiveness of education	35.914
Measure 2.2 Developing expertise and increasing the competence of the workforce	54.793
Measure 2.3 Promoting the functionality of the labour market and employability	33.247
Measure 2.4 Promoting equality in working life	19.949
PRIORITY 3 DEVELOPING RURAL AREAS (EAGGF + FIFG)	49.270
Measure 3.1 Adapting and developing rural areas	34.905
Measure 3.2 Forestry measures	9.128
Measure 3.3 Training	5.237
Measure 3.4 Investments in agriculture*	
Measure 3.5 Start-up support for young farmers*	
Measure 3.6 Developing fishing as a livelihood*	
PRIORITY 4 DEVELOPING STRUCTURES AND A GOOD ENVIRONMENT (ERDF)	53.572
Measure 4.1 Developing the structures of expertise and training	24.683
Measure 4.2 Developing the internal and external network	14.585
Measure 4.3 Managing the natural and built environment	11.634
Measure 4.4 Developing the structures of everyday life	2.670
TOTAL	429.638

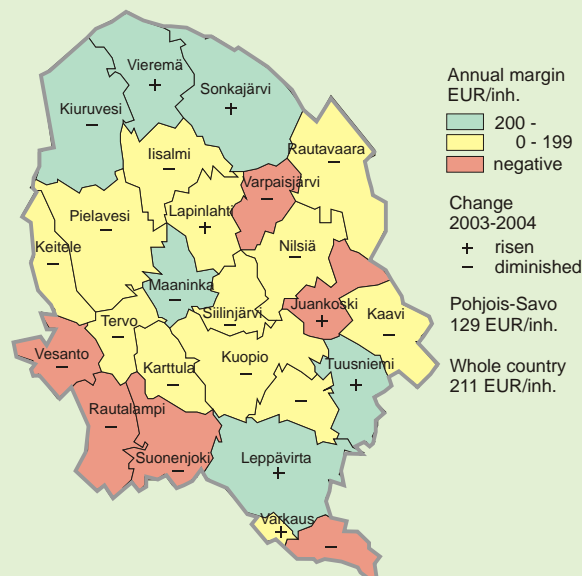
* Not shared by region

The core strategy of the regional programme of Pohjois-Savo (2003-2006)

The goal is to develop business and the operating environment for business, improve the competence of the workforce and secure the supply of skilled workforce. In doing so, the quality of living, social welfare services, development of infrastructure, and prevention of social exclusion are ensured in close relation to the principles of sustainable development.

Regional Council of Pohjois-Savo 2005

Annual margin in municipal government budget EUR/inhabitant in Pohjois-Savo 2004



Figures for agriculture and forestry in Pohjois-Savo

Agriculture	
Arable land under cultivation	143 000 hectares
Main agricultural products:	
- milk	300 million liters/year
-beef	11.5 million kilos/year
-pork	6.5 "
-eggs	0.6 "
-breadgrain	5.7 "
-berries	1600 hectares
Forestry	
Forest land	1.4 million ha
Forest stock total of which	155 million m3
- pine	30 %
- spruce	50 %
- leaf tree	20 %
Annual increase in forest growth	6.9 million m3
Annual felling plan	6.0 million m3/year
Ownership of forestry land	
- farmers	37 %
- other private persons	35 %
- companies	20 %
- state	4 %
- communities	4 %

Tourism in Pohjois-Savo

TOURISM AND CULTURE	
Number of hotels and restaurants in 2003	590
Jobs in tourism sector	2800 persons
Number of overnight stays at accommodation establishments in 2004	802 000
Tourism receipts in 2002	205 EUR millions/year
Sport and freetime attractions	
- Tahko, The Holiday Resort, Nilsia	
- Puijo Tower, Kuopio	
- Rauhalahhti, The Holiday Centre, Kuopio	
- Spas (Kuopio, Iisalmi, Nilsia/Tahko, Siilinjärvi, Leppävirta)	
- Koskimaa, The Fishing and Holiday Centre, Tervo	
- Vokkola, The Tourist Centre, Leppävirta	
Museums	
<i>Professionally-run museums of cultural history</i>	
- Kuopio Museum, The Old Kuopio Museum	
- Varkaus Museum, The Museum of Workers' housing (Varkaus)	
- Emil Halonen Museum (Lapinlahti)	
- Peura Museum (Rautalampi)	
<i>Art museums</i>	
- Kuopio, Varkaus, Lapinlahti	
<i>Special museums and exhibitions</i>	
- "Museum" of Mechanical Music, Varkaus	
- The Orthodox Church Museum of Finland, Kuopio	
- VB Photographic Centre, Kuopio	
Professional theatres	
- Kuopio, Varkaus	

Net expenditures of municipal health care services in Pohjois-Savo and in the whole country 2003

	Pohjois-Savo	Whole country
Social welfare and health care services (EUR/capita)	2175	2196
Child care services (EUR/ 0-6 -year-olds)	3776	4199
Institutional care for the elderly (EUR/capita)	79	108
Municipal health care (EUR/capita)	473	447
Specialized health care (EUR/capita)	737	695

Heating of buildings in Pohjois-Savo 2003 by fuel

